


Rethink
Your Reaction
Laugh • Talk • Ask
 RethinkYourReaction.org
 A campaign to promote
 safe and healthy family interaction




Draw a picture together about
 a family event or experience
 Show affection to your child by
 providing hugs and gentle touches

Rethink
Your Reaction
Laugh • Talk • Ask
 RethinkYourReaction.org
 A campaign to promote
 safe and healthy family interaction


Talk about how you feel
 when someone smiles at you
 Interact with your child through
 conversation, eye contact
 and facial expressions



Read a book together
 or visit a local library
 Act as a positive role model
 for your child



Play a game that builds
 on curiosity, such as "I Spy"
 Understand your child's ages/stages and
 provide appropriate activities



Slot
 A

Cook with your child. Let them
 measure ingredients with you
 Catch your child being good
 and offer praise. Use positive words.



How to use your Rethink Your Reaction Resource Card and Activity Cube

- Cut out the Resource Card along the dotted lines – keep it handy in a wallet or purse
- Cut out the Activity Cube along the dotted lines
- Encourage and help your child to decorate the Activity Cube with crayons, colored pencils or stickers
- Fold the template along the guidelines into a cube shape – align Tab A with Slot A to hold the cube closed
- Your activity cube is ready to use!